



# Capgemini Financial Services Top Trends 2025 Capital Markets

January 2025



[Explore  
Top Trends 2025](#)

# Capgemini Financial Services Top Trends span three broad themes



## Customer First

Transforming **customer experience** focusing on **omnichannel interactions** and the value of **products and services**

## Enterprise Management

Revamping processes, teams, solutions, and operations to run enterprises with greater **agility and operational efficiency** to optimize the **cost of doing business**

## Intelligent Industry

Leveraging the **most modern solutions** to deliver an **end-to-end digital experience** that transforms the value chain – from design to delivery of **intelligent products and services**

# The Capgemini FS Top Trends in the Banking sector by sub-domain (1/2)



## Wealth Management

**Seamless digital experience:** Wealth firms power up digital platforms to consolidate services and create seamless CX

**Hyper-personalized advisory:** Artificial intelligence can enable made-to-order investment advice strategies

**Bridging generation gaps:** With younger entrepreneurs on the rise, wealth firms shape advice to resonate with HNWIs of all ages

**Inorganic growth strategies:** Wealth firms seek external expansion to broaden services and boost revenues

**Regulations drive ESG traceability:** Wealth firms implement ESG asset transparency metrics as regulators standardize sustainability reporting

**Digital onboarding:** Digital onboarding boosts revenue for wealth firms through white-labeling, while accelerating client acquisition and improving compliance

**Unified operating models:** Wealth firms unify operating models to deliver a consistent experience for HNWIs across geographies

**Gen AI for relationship manager efficiency:** Gen AI-powered copilots can boost relationship manager productivity

**Real-world asset tokenization:** Real-world asset tokens powered by robust blockchain networks improve liquidity and access

**Cloud-native wealth management platforms:** Cloud-native platforms scale workflows and enable cost-efficient wealth management processes

## Retail Banking

**Omnichannel experience:** Omnichannel customer journeys boost experiences across digital platforms, contact centers, and branches

**Financial literacy:** Financial literacy and personal budget apps boost customer confidence and promote financial inclusion

**Next-gen banking:** Retail banks set their sights on youth, the prime target of new age players, to secure long-term customer lifecycle growth

**Operational resilience:** Digital operational resilience will remain crucial for regulatory compliance

**RegTech for compliance:** Intelligent RegTech solutions will reduce compliance costs and timelines, as retail banks face escalating risks

**Deposit growth:** Deposit growth continues to be a retail bank priority along with lowering funding costs

**Onboarding efficiency:** Onboarding efficiency remains critical as retail banks embrace digital identity management for seamless onboarding

**AI for efficiency gains:** Artificial intelligence will drive productivity by reimagining customer and employee journeys

**ESG product strategy:** Banks will implement intelligent ESG product strategies and solutions

**Leveraging open finance:** Open finance regulations clear a path for retail banks to develop a 360-degree customer footprint

## Payments

**Open finance:** Open-finance-based use cases will grow as regulators improve financial data access

**Instant payment adoption:** Instant payment rails are cannibalizing checks and debit cards, while mobile wallets maintain their dominance

**POS innovations:** POS payment innovations can help banks enhance merchant acquisition capabilities and increase consumers' credit options

**Cross-border payments:** Multi-territory instant payment corridors are revolutionizing cross-border payments, empowering businesses with speed and efficiency

**Cloud-based payment hubs:** Cloud-based payment hubs offers unified and consolidated multi-rail payment processing capabilities at scale

**Multi-rail payment strategy:** Multi-rail strategy will enhance payment flexibility and offer different payment methods in a single interface

**Operational resilience:** Regulators are prioritizing operational resilience to foster trust in the cashless future of markets and economies

**Decentralized identity:** Decentralized digital identity management combats fraud and grants customers greater control over their personal data

**Remittance transformation:** Remittance transformation is reshaping the global financial landscape, characterized by plummeting costs and lightning-fast transfer times

**Data monetization:** Payments data is driving innovation and leading to the creation of new revenue streams

Customer First

Enterprise Management

Intelligent Industry

# The Capgemini FS Top Trends in the Banking sector by sub-domain (2/2)



## Capital Markets

**Perpetual KYC revolution:** Organizations are digitizing and automating KYC processes to reduce the cost of compliance and enhance customer experience

**Accelerating sustainable lending:** Banks are augmenting to accelerate green lending and leverage sustainable finance as a growth engine

**Changing investment landscape:** The market landscape is shifting as organizations adapt to passive investing, retail investor growth and geopolitical forces

**Efficiencies through collaboration:** The industry is moving towards mutualization and strategic outsourcing to reduce the cost of post-trade processing

**Capital efficiency:** Global uncertainty and regulatory shifts are driving organizations to focus on mastering their capital strategy

**Modernized resilient platforms:** Limitations in legacy systems are driving capital markets organizations to modernize their core systems

**DLT & tokenization:** The increased integration of DLT and tokenization into mainstream finance is digitally transforming the financial services industry

**Leveraging Generative AI:** Capital Markets organisations are seeking competitive advantages using Gen AI to create actionable insights, efficiencies and differentiation

**Global accelerated settlement:** The drive for a global T+1 settlement cycle continues, with the UK and EU pushing forward with plans

**Transaction reporting optimisation:** Following the recent regulatory rewrites, firms are shifting focus to efficiency and control

## Lending & Leasing

**Frictionless Enterprise:** Providing a one stop shop for equipment delivered through a seamless omnichannel digital experience

**Moving towards Equipment-as-a-Service:** Redefining equipment financing with growth of an as-a-service model

**Embedded finance:** Transforming equipment leasing with seamless integration of financing solutions

**Expanding B2C channels:** Leveraging digital platforms for scalable growth and enhanced customer engagement

**Bespoke Solutions:** Offering customized solutions in an efficient and cost-effective manner

**Green asset financing:** Need for sustainability reshaping the investment landscape

**Navigating the regulatory landscape:** Shift towards sustainable and transparent lending

**Ushering digital transformation:** Leveraging data driven management and decision making

**Simplifying and standardizing process:** Essential steps for leveraging Artificial Intelligence and Machine Learning technologies across geographies and business lines

**Balancing automation with human expertise:** Integration of Artificial Intelligence and Machine Learning for efficiency while preserving human judgment and creativity

## Sustainability

**Sustainable product opportunities:** Growth in innovative and eco-friendly debt instruments and insurance products

**Sustainability service opportunities:** Financial institutions support their end-clients beyond financing to accelerate their net zero transition and resiliency

**ESG risk criteria:** Financial institutions increasingly incorporate ESG risk factors into their investment strategies and risk management processes

**Increased regulation:** Enhanced regulatory frameworks and reporting reshapes corporate accountability through rigorous ESG standards by 2025

**Industrialized climate risk modeling:** Financial institutions are intensifying efforts to assess, manage, and disclose climate related risks to stakeholders

**Greenwashing and greenhushing:** Financial Institutions face scrutiny from customers and activists and possible penalties from regulators, consumers and activists

**Decarbonization of portfolios:** Stakeholders increasingly prioritize low-carbon investments to reduce carbon footprints and align with climate goals

**Sustainability as corporate DNA:** Enterprise-wide sustainability with integration into operations, products and services and supply chain

**Gen AI aiding sustainability:** The advent of Gen AI has made financial services look at more innovative ways of implementing Sustainability

**Going beyond carbon emissions:** Financial services broaden focus beyond carbon emissions to include social and biodiversity factors in ESG strategies

Customer First

Enterprise Management

Intelligent Industry

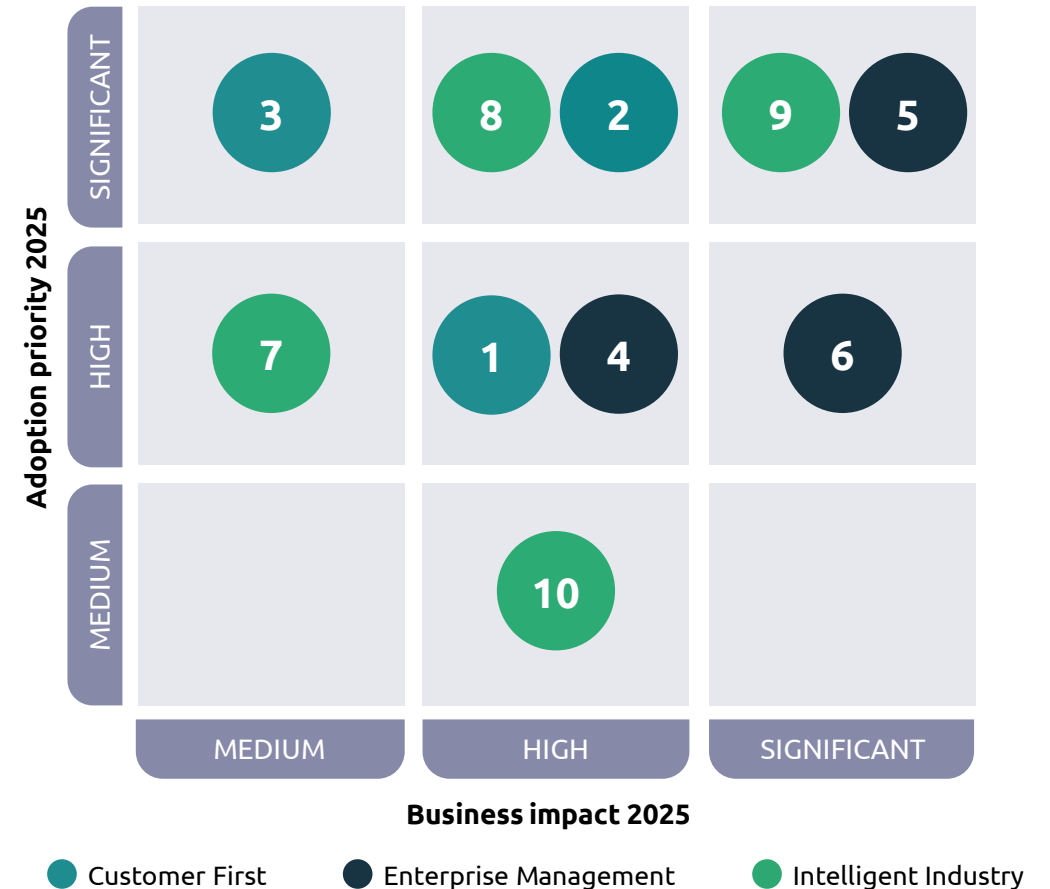


# Capital Markets Top Trends 2025 – Priority Matrix

- 1 **Perpetual KYC revolution:** Organizations are **digitizing and automating KYC processes** to reduce **the cost of compliance** and enhance **customer experience**
- 2 **Accelerating sustainable lending:** Banks are augmenting to accelerate **green lending** and leverage **sustainable finance** as a growth engine
- 3 **Changing investment landscape:** The market landscape is shifting as organizations adapt to **passive investing, retail investor growth** and **geopolitical forces**
- 4 **Efficiencies through collaboration:** The industry is moving towards **mutualization and strategic outsourcing** to reduce the cost of **post-trade processing**
- 5 **Capital efficiency:** **Global uncertainty and regulatory shifts** are driving organizations to focus on **mastering their capital strategy**
- 6 **Modernized resilient platforms:** **Limitations in legacy systems** are driving capital markets organizations to **modernize their core systems**
- 7 **DLT & tokenization:** The increased **integration of DLT and tokenization into mainstream finance** is digitally transforming the financial services industry
- 8 **Leveraging Generative AI:** Capital markets organizations are seeking competitive advantages using Gen AI to create **actionable insights, efficiencies, and differentiation**
- 9 **Global accelerated settlement:** The drive for a **global T+1 settlement cycle** continues, with the UK and EU pushing forward with plans
- 10 **Transaction reporting optimization:** Following the recent regulatory rewrites, firms are **shifting focus to efficiency and control**

Capgemini's **Priority Matrix** outlines our assessment of the impact of 2025 trends on operating environments facing:

- Softening inflation and high interest rates, coupled with stagflation trends
- Geopolitical instability
- Dynamic regulatory activity
- Intense competition and increased focus on customer centricity due to the impact of new-age players
- Operational cost overruns and high capital lock-in



- **Adoption priority:** The criticality of a 2025 trend to value creation because of its sector importance.
- **Business impact:** Each trend's effect on 2025 sector business as it relates to customer experience (CX), operational excellence, regulatory compliance, or profitability. Circumstances will vary for each firm depending on business priorities, geographic location, and other factors. For more information, contact us at [banking@capgemini.com](mailto:banking@capgemini.com).

Trend 1

# Perpetual KYC revolution

Organizations are digitizing and automating KYC processes to reduce the cost of compliance and enhance customer experience

3	8 2	9 5
7	1 4	6
	10	



## Background



- Perpetual Know Your Customer (pKYC) stems from traditional KYC but evolves with **modern technology** to provide a more dynamic and efficient approach to **managing client profiles** and **mitigating risks**.<sup>1</sup>
- The trend of pKYC is gaining momentum as **technology advancements in AI** and **data analytics** now allow for real-time, continuous **customer monitoring** and **accurate escalations**.
- By 2025, most large financial institutions will use some form of pKYC to **streamline client onboarding** and **compliance**, reducing delays caused by traditional periodic KYC checks while meeting regulators' push for ongoing risk management.

## Impact



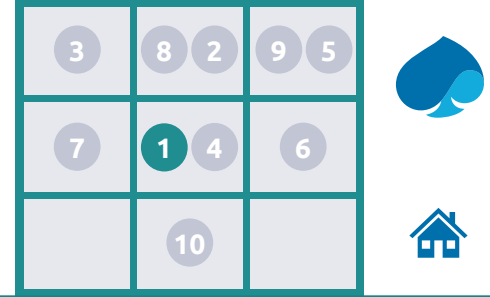
- Digital onboarding and pKYC minimize the time and effort clients spend on compliance procedures, leading to a more **streamlined** and **user-friendly experience**.
- By digitizing and automating KYC processes, banks can significantly **reduce onboarding times**, improving first impressions and customer satisfaction.
- The use of generative AI for pKYC allows for **real-time monitoring** and **proactive risk assessment**, ensuring that any potential risks are identified and managed promptly, providing peace of mind to clients.

Source: 1. [Bloomberg](#); Capgemini Research Institute for Financial Services analysis, 2024

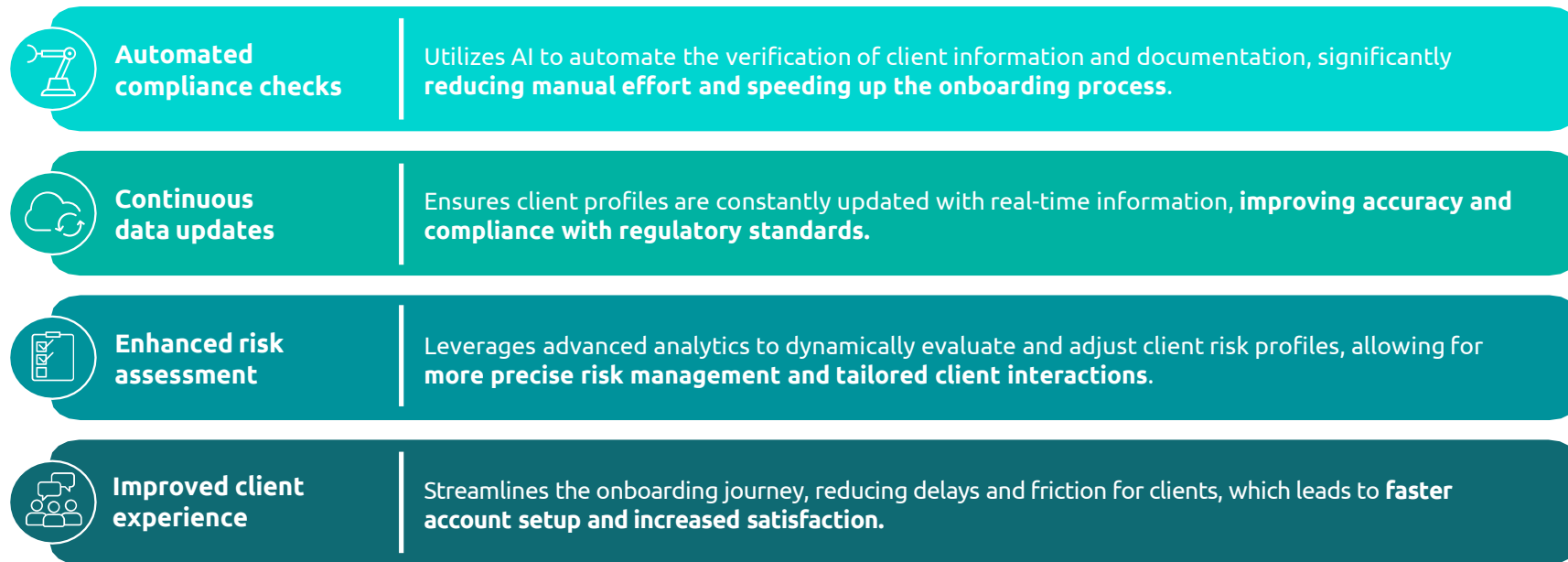
Trend 1

# Perpetual KYC revolution

Organizations are digitizing and automating KYC processes to reduce the cost of compliance and enhance customer experience



**Figure 1: Integrating perpetual KYC (pKYC) for optimized client onboarding**



## JPMorgan Chase & Co.

JPMorgan Chase has **enhanced its KYC operations through AI deployment.** The bank processed 155,000 KYC files in 2022 with 3,000 employees. By 2025, they aim to process 230,000 files with 20% fewer staff, **boosting productivity to between 80% to 90%.<sup>1</sup>**

## UBS

Swiss banking giant UBS has partnered with Latvian ID verification firm Regula as it looks **to streamline customer onboarding.** The enrolment process is **now fully automated.<sup>2</sup>**

Source: 1. [Bank Automation News](#); 2. [FinTech Futures](#); Capgemini Research Institute for Financial Services analysis, 2024

# Accelerating sustainable lending

Banks are augmenting to accelerate green lending and leverage sustainable finance as a growth engine

3	8 2	9 5
7	1 4	6
	10	



## Background



- A **gap exists in the current global level of clean energy technology investment**: an average of USD 4.8 trillion per annum in energy transition investment from 2024 to 2030 would be required to align with net zero goals in 2030.<sup>1</sup>
- Spending in energy transition investment will need to grow more than 170% to get on track for net zero goals.<sup>1</sup>
- 75% of financial institutions have committed to a **40% increase in sustainable finance products and services investment**; the global green bond market reached USD 1 trillion in 2023.<sup>2</sup>

## Impact



- Firms should prepare as companies and governments plan to **invest more into energy transition over the next few years** as they work towards net zero 2030 goals.
- With a compound annual growth rate (CAGR) of over 22% in the next 10 years, banks that leverage the **USD 25 trillion+ opportunity** can profit from improved **intermediation spreads** and **better risk-adjusted returns**.<sup>3</sup>
- Unlock a new customer segment of environmentally conscious consumers: **70% of global consumers are willing to switch** to banks that put purpose over profit, and **58% agree to pay more** for sustainable finance products and services.<sup>4</sup>

Source: 1. [BloombergNEF](#); 2. [IFC-Amundi Joint Report](#); 3. [fsgjournal](#); 4. [The financial tribe, Mambu](#); Capgemini Research Institute for Financial Services analysis, 2024



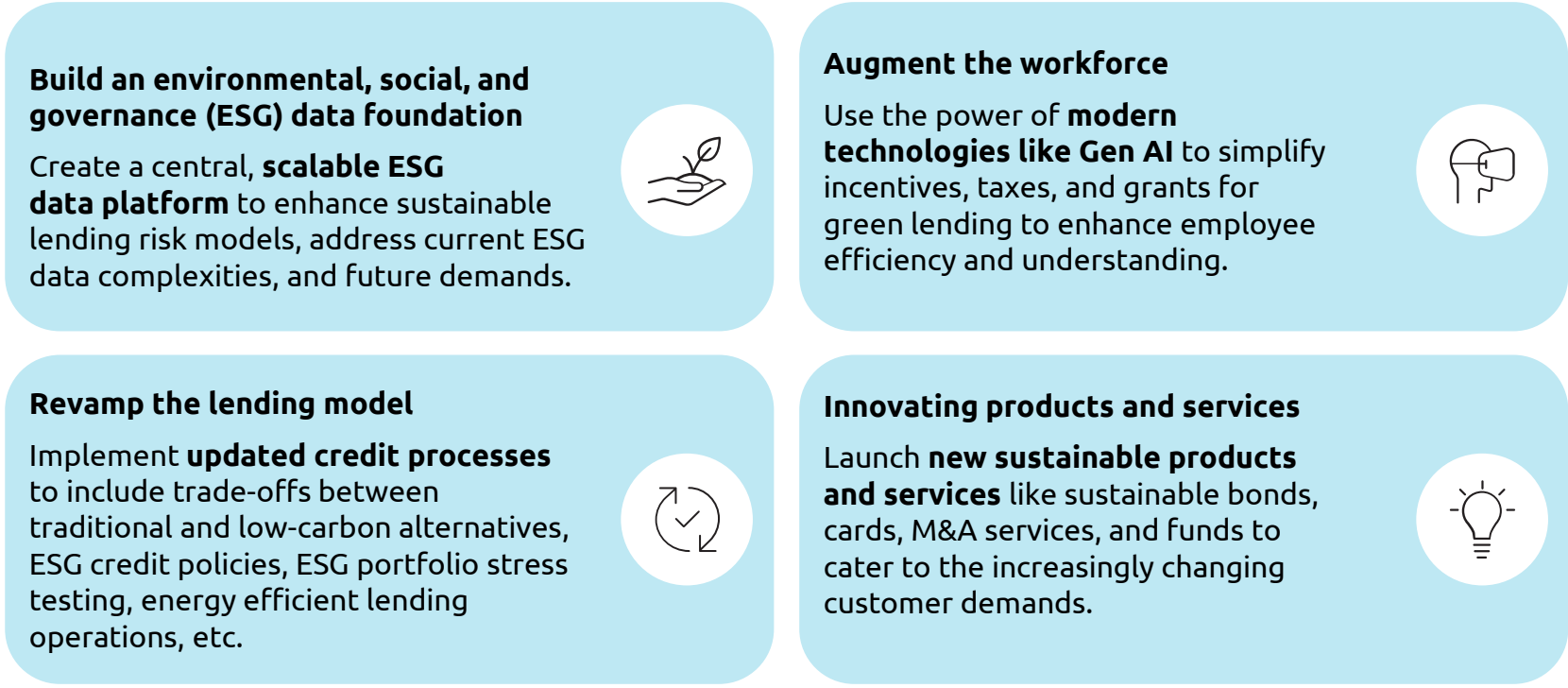
# Accelerating sustainable lending

Banks are augmenting to accelerate green lending and leverage sustainable finance as a growth engine

3	8 2	9 5
7	1 4	6
	10	



Figure 2: A strategy for green lending



## Barclays



Barclays set a goal of **financing USD 1 trillion** of sustainable financing **by 2030**. The bank has launched a sustainable finance framework, established a climate change advisory group and developed a green bond platform.<sup>1</sup>

## BNP Paribas



BNP Paribas aims to allocate EUR 1 trillion for low-carbon transition. They have developed a green bond framework and announced a **new green mortgage solution – “Mutuo Green”** – dedicated to the purchase of property with A and B energy ratings in 2023.<sup>2</sup>

Source: 1. [Barclays](#); 2. [BNP Paribas](#); Capgemini Research Institute for Financial Services analysis, 2024

## Changing investment landscape

The market landscape is shifting as organizations adapt to passive investing, retail investor growth and geopolitical forces

3	8 2	9 5
7	1 4	6
	10	



### Background



- Passive investing has seen significant growth in the past decade as investors seek **lower fees, consistent market returns, and reduced risk**.<sup>1</sup>
- Democratization** of investing platforms, **zero-commission** trading, and **increasing access** to financial education has increased the participation of retail investors in the market.<sup>2</sup>
- Recent geo-political turmoil has created **skepticism in the market** and led to increasing demand from investors for **alternative investment vehicles**.<sup>3</sup>

### Impact



These trends are pushing firms to adapt through innovation, consolidation, and a shift in focus toward scalable, low-cost, and diversified investment products.

- Active fund managers are facing **increased pressure to reduce fees** to match the costs of passive funds, with lower expense ratios leading to a **rise in blended strategies**.
- Zero-commission trading platforms like Robinhood and Webull have **lowered market entry barriers** and pushed incumbents to do the same.<sup>4,5</sup>
- High-net-worth Investors are increasing demand for **safe-haven, portfolio diversification** and **sector-specific investing** to offset the exposure from geo-political volatility.

Source: 1. [Morningstar](#); 2. [Forbes](#); 3. [Natixis Investment Managers](#); 4. [CNBC](#); 5. [Webull](#); Capgemini Research Institute for Financial Services analysis, 2024

Trend 3

# Changing investment landscape

The market landscape is shifting as organizations adapt to passive investing, retail investor growth and geopolitical forces

3	8 2	9 5
7	1 4	6
	10	



Figure 3: Transformation in the industry due to the changing landscape



### Fee compression

- Rapid growth in **passive strategies** like exchange traded funds (ETFs) and index funds
- Rise of **zero-commission trading platforms**



### Innovation

- Increased focus on **self-serve tools and educational capabilities**
- Rise of **thematic ETFs** to overcome market volatility



### Consolidation

- Rise of low-cost investing needs is pushing for **scalable cost-efficient products**
- Smaller asset managers are forced to **merge or exit** the market

## Robinhood



Robinhood pioneered **commission-free trading** and focused on revenue from interest, margins, and upgraded services, leading to **significant increases in the user base** during the pandemic in US.<sup>1</sup>

## Invesco



In 2024, Invesco **launched three thematic ETFs** on **major European exchanges** providing exposure to next-generation trends of AI, cybersecurity, and defense. Invesco believes these thematic ETFs can be leveraged to capture targeted **long-term growth opportunities at lower fees.**<sup>2</sup>

Source: 1. [CNBC](#); 2. [Invesco](#); Capgemini Research Institute for Financial Services analysis, 2024

# Efficiencies through collaboration

The industry is moving towards mutualization and strategic outsourcing to reduce the cost of post-trade processing

3	8 2	9 5
7	1 4	6
	10	



## Background



- With a challenging post-trade ecosystem, financial institutions have struggled with optimizing costs and efficiencies as the **cost of processing trades is distributed across the trade lifecycle**.<sup>1</sup>
- Little has changed since 2020, when **more than USD 20 billion** was spent yearly on trade processing, representing the **scale of cost inefficiencies** and highlighting the need for a holistic solution.<sup>2</sup>
- While historically offshoring and automation projects have provided some efficiencies for firms, there remains an industry dependence on costly legacy systems, and bespoke, fragmented processes. A **fundamental shift towards industry collaboration** will enable benefits more broadly across the ecosystem.<sup>3,4</sup>

## Impact



- Investment in industry-wide solutions will help **reduce costs, avoid duplication** across common services, leverage an extended set of **industry expertise**, adoption of **common industry standards**, and enhance **efficiency**.<sup>2</sup>
- A move towards **widespread market adoption of standards** and **automation best practices** to mutualize costs can be driven by financial market infrastructure (FMI) providers, who are uniquely positioned to offer this industry coordination.<sup>2</sup>
- This will be complemented by increased **business process outsourcing (BPO) for financial services globally**, which includes post-trade, and was estimated to be worth over USD 108.6 billion in 2023, and expected to grow over the coming decade.<sup>5</sup>

Source: 1. [Capgemini Insights](#); 2. [Bank of England](#); 3. [LSEG](#); 4. [Nasdaq](#); 5. [Strait Research](#); Capgemini Research Institute for Financial Services analysis, 2024

Trend 4

# Efficiencies through collaboration

The industry is moving towards mutualization and strategic outsourcing to reduce the cost of post-trade processing

3	8 2	9 5
7	1 4	6
	10	



**Figure 4: Post-trade processing benefits of mutualisation and outsourcing**



## State Street



Pressure to maximize **value for clients** is pushing firms to **outsource new functions**, allowing them to focus on their core products. State Street was one of the first to offer **outsourced trading**.<sup>3</sup>

## European Central Bank



Over **EUR 25 billion** was spent on critical external service providers according to the European Central Bank’s annual Outsourcing Register for 2023, with around 50% of that budget allocated to the **top 20 third-party providers** only.<sup>4</sup>

Source: 1. [Grand View Research](#); 2. [Swift](#); 3. [State Street](#); 4. [European Central Bank](#); Capgemini Research Institute for Financial Services analysis, 2024

# Capital efficiency

Global uncertainty and regulatory shifts are driving organizations to focus on mastering their capital strategy

3	8 2	9 5
7	1 4	6
	10	



## Background



- **Geopolitical conflicts, inflation, and a projected 2% rise in European central bank rates** elevate **funding costs**, pushing FS firms to adjust capital strategies for better **ROI and ROCE**.<sup>1,2</sup>
- Ongoing **Basel capital rule changes** and evolving requirements from the **EU's Single Resolution Board** and **CRD6** force firms to **revise booking models** and **strengthen resolution plans**.<sup>3</sup>
- **Major economies are experiencing corporate tax hikes up to 5%**, and **cross-border transaction levies** require firms to restructure **capital frameworks** to **minimize tax liabilities**.<sup>4,5</sup>

## Impact



- Firms are **enhancing capital buffers** and **restructuring booking models** to comply with regulatory changes, improving resilience and operational efficiency.<sup>6</sup>
- Companies are focusing on developing **tax-efficient structures** and **offshore strategies** to leverage **tax arbitrage** and optimize capital costs.<sup>7</sup>
- Firms are shifting to **less capital-intensive products** and **divesting non-core assets** to increase **liquidity** and improve **capital efficiency**.<sup>8</sup>

Source: 1. [S&P Global](#); 2. [European Central Bank](#); 3. [European Central Bank](#); 4. [IMF](#); 5. [European Central Bank](#); 6. [Markets Insider](#); 7. [SRB](#); 8. [Morgan Stanley](#); Capgemini Research Institute for Financial Services analysis, 2024

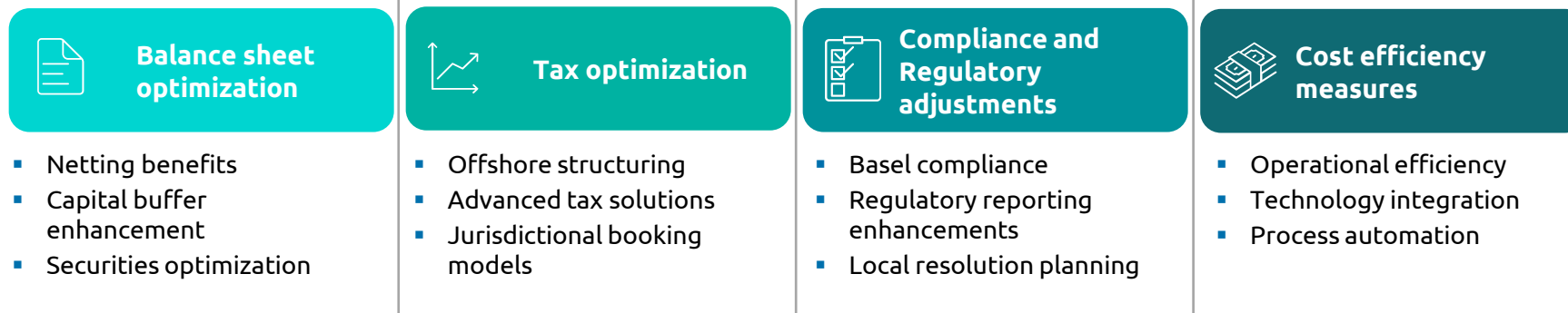
# Capital efficiency

Global uncertainty and regulatory shifts are driving organizations to focus on mastering their capital strategy

3	8 2	9 5
7	1 4	6
	10	



Figure 5: Capital efficiency Initiatives



## JPMorgan Chase & Co.



JPMorgan Chase reported a USD 626 million increase in net interest income (year-on-year) through **balance sheet optimization. Netting strategies and higher interest rates** enhanced their capital efficiency.<sup>1</sup>

## Deutsche Bank



DB achieved EUR 2 billion in risk-weighted assets (RWA) reductions via **securitization and efficiency improvements**, aligning with regulatory goals and improving capital allocation.<sup>2</sup>

# Modernized resilient platforms

Limitations in legacy systems are driving capital markets organizations to modernize their core systems

3	8 2	9 5
7	1 4	6
	10	

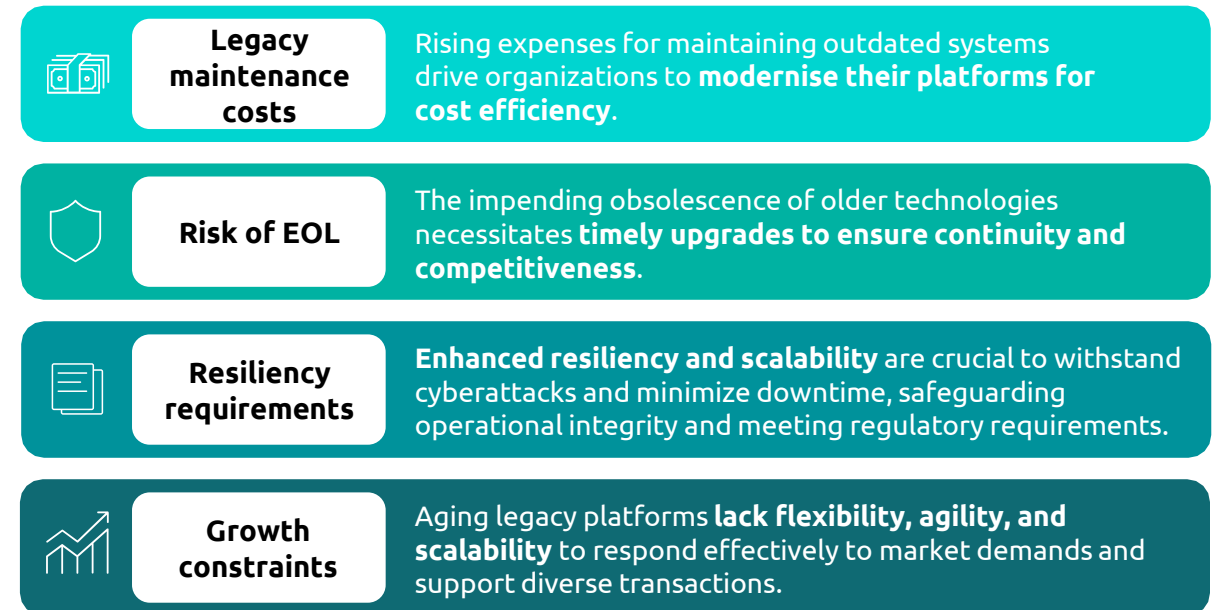


## Background



- A recent study reported **92% of UK financial services companies still rely on costly legacy technology**, which is at risk of reaching end-of-support and life (EOS and EOL).<sup>1</sup>
- **Regulatory pressures** and resiliency requirements continue to increase. An EU mandate requires financial entities implement the **Digital Operations Resilience Act (DORA) by January 2025** to mitigate operational and IT risk.<sup>2,3</sup>
- **Cyberattacks** have **more than doubled** since the pandemic, with nearly a fifth of all attacks being on financial firms: banks are most exposed given the sensitive transactions they handle.<sup>4</sup>
- An increasing number of **capital markets firms** are taking on the challenge of **replacing legacy systems** that are at the heart of many trading, clearing, and settlement processes.

Figure 6: Key drivers for modernized resilient platforms





## Trend 6

# Modernized resilient platforms

Limitations in legacy systems are driving capital markets organizations to modernize their core systems

3	8 2	9 5
7	1 4	6
	10	



## Impact



- Firms are looking to leverage the capabilities of technologies such as **Gen AI** and **cloud** computing, to facilitate modernization efforts that harness enhanced capabilities and maintain their competitive edge.
- Firms will need to **balance optimization and replacement** in their modernization programs, often aiming to **enhance existing tech stacks and functionality** to integrate emerging technologies and expedite the modernization process.<sup>1</sup>
- Given the increase in cyberattacks in recent years, digital transformation leaders are **increasing spend** over the next two years and **prioritizing cybersecurity**.<sup>2</sup>

## Euroclear



Euroclear is undergoing a **multi-year transformation program** to move to a **new modular technology platform** for their settlement system, CREST. The aims of this transformation are to enhance operational and financial resilience, client value, business agility, operational efficiency, and remove technology debt.<sup>3</sup>

## Citi

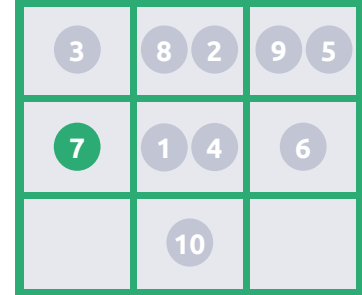


Citi continues to ramp up its **transformation efforts to modernize infrastructure**, boosting investments in **cloud technology** and **AI** to streamline operations, enhance efficiency, improve security, and enable data analytics. As part of this initiative, the bank has formed a multi-year strategic partnership with Google Cloud to harness its cloud and AI solutions.<sup>4</sup>

Source: 1. [LSEG](#); 2. [Broadridge](#); 3. [Euroclear](#); 4. [Citi](#); Capgemini Research Institute for Financial Services analysis, 2024

# DLT & tokenization

The increased integration of DLT and tokenization into mainstream finance is digitally transforming the financial services industry



## Background



- Distributed ledger technology (DLT) gained prominence with the rise of blockchain and **cryptocurrencies** and has evolved to include a wider range of **digital assets**, including **smart contracts** and **tokenization**, and processes.<sup>1</sup>
- While there have been many **DLT initiatives** across the industry, **widespread adoption** has been **less rapid** than many hoped, and core trade lifecycle processes, such as settlement and clearing, have remained mostly **off-chain**.<sup>1</sup>
- Developments in **regulatory** frameworks, **interoperability**, and digital currencies can **stimulate growth** in digital assets.<sup>2,3</sup>
- Firms are focusing on **specific asset classes and processes** where DLT **benefits** can be realized – e.g., digital fund and bond issuance, private markets, securities finance, and collateral.<sup>1,4</sup>

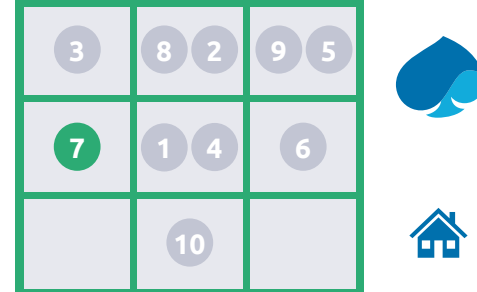
## Impact



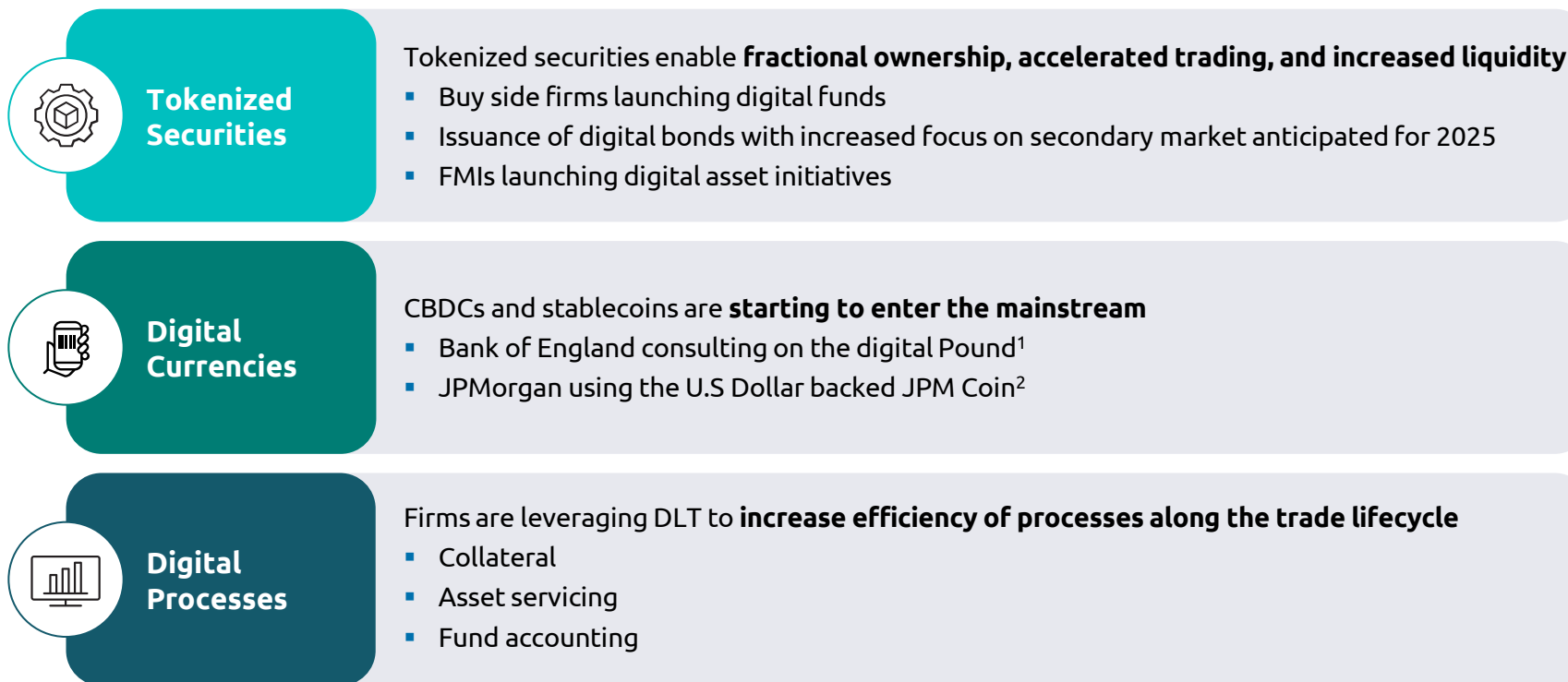
- DLT has the potential to **transform** financial market processes, increase **efficiency** by reducing reconciliations and exceptions, enable **real-time** settlement, and reduce risk.
- New blockchain **interoperability** platforms (e.g., SWIFT, Chainlink) will help enable **financial institutions** to **transact across blockchains** while leveraging existing infrastructure.<sup>3</sup>
- New **regulations** (e.g., Markets in Crypto-Assets Regulation (MiCA) in Europe) aim to provide greater investor protection and increase **confidence** in digital assets.<sup>2</sup>
- Developments in central bank digital currencies (**CDBC**s) and stablecoins can also drive growth in digital securities.<sup>5</sup>

# DLT & tokenization

The increased integration of DLT and tokenization into mainstream finance is digitally transforming the financial services industry



**Figure 7: Digital asset initiatives supported by DLT and tokenization**



## Citi



Citi has launched its Citi Token Services for Cash as a live payments and liquidity solution after a successful pilot program, part of its commitment to real-time, always-on, next generation transaction banking. The platform uses **DLT and smart contracts to reduce costs and streamline processes.**<sup>3</sup>

## Euroclear



Euroclear's Digital Financial Market Infrastructure (D-FMI) platform utilizes **DLT to streamline securities settlement and post-trade processes for faster, more secure transactions.** It supports digital assets and tokenized securities, enhancing efficiency and reducing risks in financial markets.<sup>4</sup>

Source: 1. [Bank of England](#); 2. [JPMorgan](#); 3. [Citi](#); 4. [Euroclear](#); Capgemini Research Institute for Financial Services analysis, 2024

# Leveraging Generative AI

Capital markets organizations are seeking competitive advantages using Gen AI to create actionable insights, efficiencies, and differentiation

3	8	2	9	5
7	1	4	6	
	10			

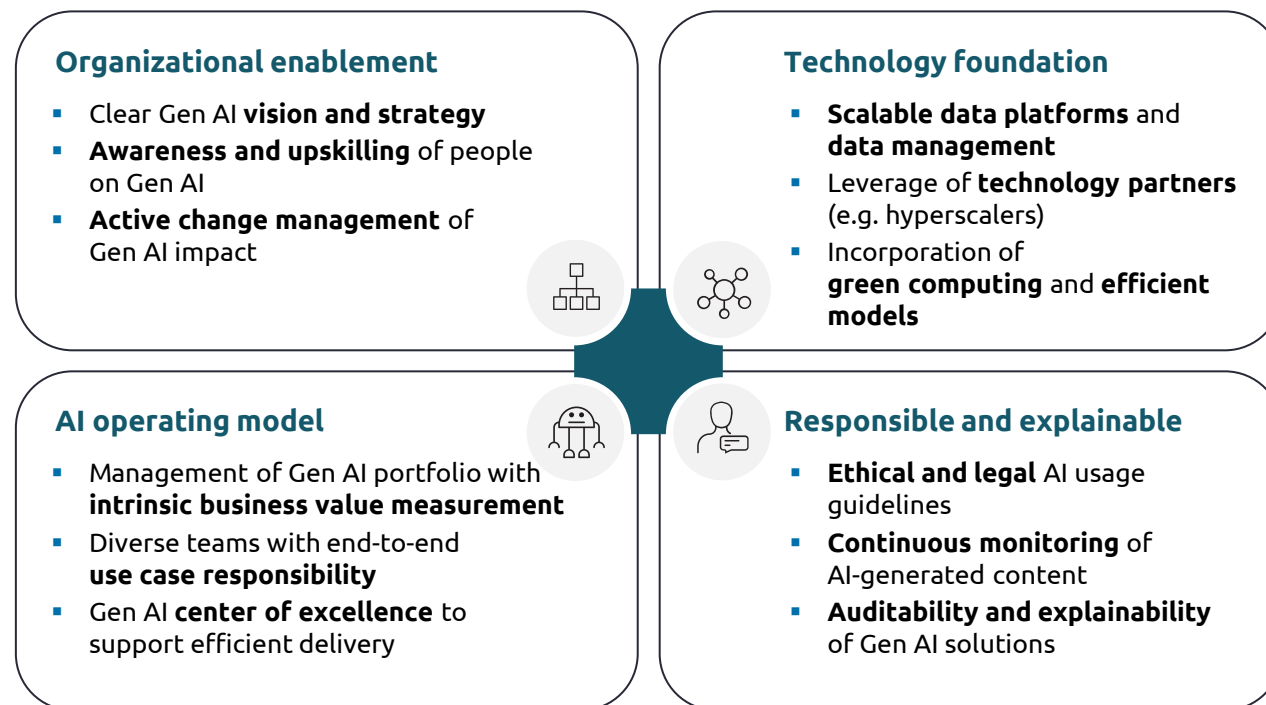


## Background



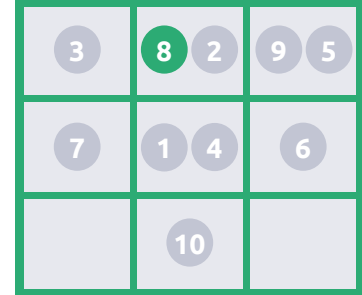
- **Global spending on artificial intelligence** is expected to reach around **USD 450 billion by 2027**.<sup>1</sup>
- Within the global banking sector, **Gen AI could add USD 200 to 340 billion in value annually**, largely through augmentation and amplification of productivity.<sup>1</sup>
- Capital Market firms have seen significant benefits from Gen AI in **software engineering** and are increasingly starting to leverage Gen AI to drive **improvements in operational efficiency and customer experience**.<sup>2</sup>
- Firms are implementing **Gen AI strategies** and operating models to manage the process from experimentation through to **implementation at scale**, with the appropriate **controls**, to deliver **business value**.

Figure 8: Key dimensions of a Gen AI-driven enterprise



## Leveraging Generative AI

Capital markets organizations are seeking competitive advantages using Gen AI to create actionable insights, efficiencies, and differentiation



### Impact



- The increased use of advanced Gen AI analytics to support research, investment decisions, and portfolio management will help **enhance revenue generation**.
- **Client interactions and operational efficiencies will be optimized** through the automation of client queries, reporting, and the conversion of unstructured data into structured insights, reducing email volumes and improving exception management processes.
- Leveraging Gen AI will enhance financial crime detection, risk monitoring, real-time regulatory and legal documentation support, and ESG oversight, thereby **optimizing risk management, compliance, and controls**.
- **More legacy systems will be modernized** with Gen AI-driven documentation, code conversion, platform updates, and **Gen AI-assisted software engineering**, including code generation and testing.

### Société Generale



Société Generale group's portfolio has more than 170 AI-based use cases, including an intelligent filtering tool for anti-fraud measures and an automatic prospectus reading tool, all **to help execute its AI strategy with an expected value creation of EUR 500 million by 2025**.<sup>1</sup>

### JPMorgan Chase & Co.



JPMorgan has launched a new set of stock indices for institutional investors — called Quest IndexGPT — that uses **OpenAI's GPT-4 large language model (LLM) to generate keywords related to a specific theme**. The keywords are then used to identify news articles written about companies with mentions of those keywords.<sup>2</sup>

# Global accelerated settlement

The drive for a global T+1 settlement cycle continues, with the UK and EU pushing forward with plans

3	8 2	9 5
7	1 4	6
	10	



## Background



- North America **successfully implemented a T+1 settlement cycle** in May 2024, with US **affirmation rates reaching >98%** while **failed trade rates remained flat at <4%** in the post-implementation period.<sup>1</sup>
- 55% of global equity markets are now trading on a T+1** (or faster) cycle, including India, China, and the US. The UK and EU are setting timelines to mandate post-trade processes in 2025, with a **potential 2027 implementation date**.<sup>2,3,4</sup>
- The SEC highlighted that the US **benefited from having an announced implementation date** as well as a **carefully planned timeline and schedule**.<sup>5</sup>

Source: 1. [DTCC](#); 2. [Reuters](#); 3. [UK GOV](#); 4. [ESMA](#); 5. [SEC](#); 6. [DTCC](#); 7. [Euroclear](#);  
Capgemini Research Institute for Financial Services analysis, 2024

## DTCC



DTCC is the major CSD in North America and drove the **successful implementation of the US T+1**. This success was demonstrated through the **industry adoption** of the new timeframe and **accelerated processes**.<sup>6</sup>

## Euroclear



Euroclear noted some critical elements for a successful T+1 implementation for the UK and Europe:

- The benefits of a **coordinated move** to T1, so firms invest in improvement across markets
- European markets are **challenging and fragmented**, and not as unified as in the US
- Upgrades to **existing BO infrastructure** is imperative for **efficiency improvements**.<sup>7</sup>

# Global accelerated settlement

The drive for a global T+1 settlement cycle continues, with the UK and EU pushing forward with plans

3	8 2	9 5
7	1 4	6
	10	



Figure 9: Challenges and lessons learned applicable to the UK and European market

## Impact



- A shorter settlement cycle **reduces firms' exposure to liquidity, credit, and settlement risk** and can optimize balance sheet usage by **lowering margin and funding requirements**.
- With the right implementation, firms can **streamline the settlement process, reducing manual tasks** and enhancing **overall operational efficiency**.
- The EU and UK's shift to T+1 settlement heightens challenges due to the **FMI landscape's fragmentation and complexity**. However, aligning global settlement cycles can enhance liquidity and **lower risk in various trading areas including FX, ETFs, and mutual funds**.<sup>1,2</sup>



### Recalibrating operating models

Firms will need to **adapt processes and resource / location models**, as well as enhance controls to mitigate operational risk.



### Modernizing legacy technology

Many firms operate on ageing systems that require **significant enhancements to meet T+1 requirements**.



### Enhancing data management

Firms will need to **standardize and automate** provision of reference data (client, counterparty, product, SSIs).

### Client performance

Critical to the success of migration to T+1 is the ability for brokers and custodians to **identify areas of improvement and perform outreach** with their clients.



# Transaction reporting optimization

Following the recent regulatory rewrites, firms are shifting focus to efficiency and control

3	8 2	9 5
7	1 4	6
	10	



## Background



- The past few years have seen an unprecedented amount of change in **trade and transaction reporting** (“T&TR”) because of the wave of **regulatory rewrites**.<sup>1</sup>
- Firms have been managing these changes while trying to keep on top of **legacy reporting issues**, moving from one rewrite to the next and handing over “day 2” items to business as usual (BAU) teams.
- Many of the rewrite go-lives have now passed, creating a more **harmonized global reporting** approach, with firms prioritizing **evaluating their operating model, efficiency, and controls**.

## Impact




- Increased **regulatory scrutiny** is placed on **data quality** and **controls** under recent rewrites (e.g., CFTC’s error correction and swap data verification, and ESMA’s data quality notifications).<sup>2,3</sup>
- Firms have the opportunity to **standardize and align operational processes** which have historically been implemented tactically for each reporting jurisdiction.
- Clear **data lineage** is required as a **control** and an **enabler** for operational teams when investigating reporting issues.

Source: 1. [ISDA - OTC Derivatives Compliance Calendar](#); 2. [Electronic Code of Federal Regulations - CFTC Part 45.14](#); 3. [ESMA's EMIR Refit Guidelines](#); Cappgemini Research Institute for Financial Services analysis, 2024

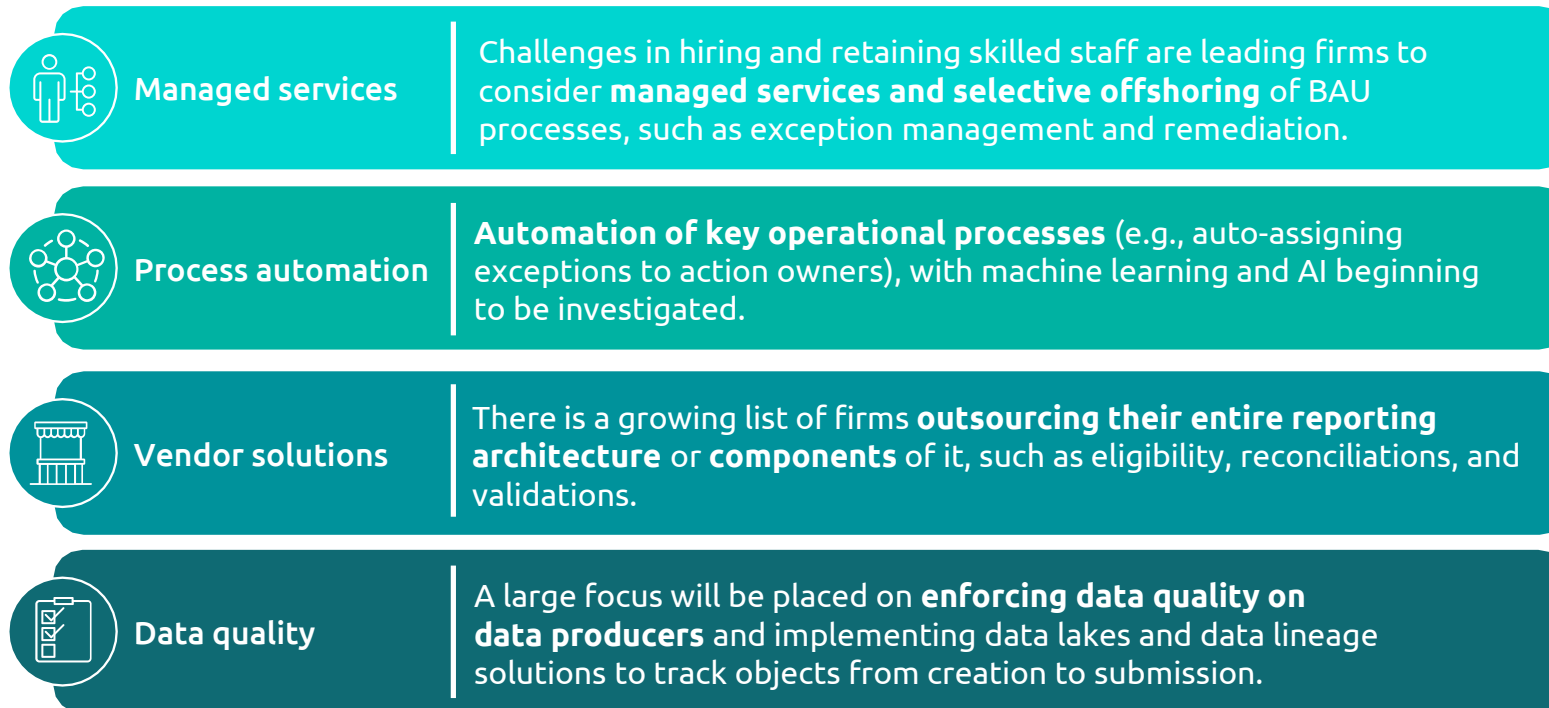


# Transaction reporting optimization

Following the recent regulatory rewrites, firms are shifting focus to efficiency and control



**Figure 10: T&TR Strategic Considerations**



## CFTC and ESMA



CFTC introduced **swap data verification** and **DMO notification** requirements for reporting issues unresolved within seven days, and ESMA enhanced their reconciliation requirements (commonly referred to as **pairing and matching**) and introduced **NCA notification** requirements for material reporting issues.<sup>1,2</sup>

## JPMorgan Chase & Co.



In Q4 2024, JPMorgan implemented ISDA's **Common Domain Model** for **Digital Regulatory Reporting**, standardizing data formats, objects, and processes, lowering technology and operational costs, improving data lineage and back reporting capabilities, enhancing controls through increased stability and decreased BAU overhead, and leading to faster discovery of/recovery from reporting issues.<sup>3</sup>

Source: 1. [Electronic Code of Federal Regulations](#); 2. [ESMA](#); 3. [ISDA Webinar](#); Capgemini Research Institute for Financial Services analysis, 2024

# Partner with Capgemini

## Process Efficiency and Automation

Optimizing capital markets operating models as the industry continues to drive towards greater efficiency and meeting regulatory demands:

Leverage end-to-end capabilities including FMI relationships, post-trade expertise, and technology partnerships, enabling firms to meet their processing and regulatory compliance challenges in a complex capital markets environment. Drive the implementation of latest generation technologies (Gen AI, DLT, tokens) to deliver efficiency, controls, and client reputational benefits.

## Technology Transformation

Capital markets technology expertise to support end-to-end technology design, build, test, and operate capabilities:

Assist clients from solution architecture, implementation, testing and deployment, through to operation. Enhanced by Capgemini's global delivery capability and expertise in innovative technologies. Advisory and system implementation services, version and upgrade testing, and support in moving to cloud-based technology, across a range of leading third-party capital markets technology platforms.

## Transforming Capital Markets with Data and AI

Leveraging data and AI for enhancing efficiency, improving decision-making, managing risk, and driving innovation in key areas:

Gen AI helps analysts quickly generate insights, improving the speed and quality of decisions as well as enhancing customer experience and managing risk with innovative products and hyper-personalized services. Examples include Capgemini's LENS, that provides comprehensive, efficient, and transparent ESG reporting for financial services; and our operational accelerator RAISE, that supports the industrialization at scale of your custom Gen AI projects with appropriate guardrails, giving you more reliable and tangible results at a controlled cost.


## Operational and Technology Services

Optimized end-to-end reporting, with a blend of onshore and offshore resources:

Expert support and assistance providing ongoing execution services for capital markets institutions, including middle and back-office support functions, trade reporting remediation and back reporting programs, exception management processes, application management services as well as reference data maintenance and support.



# Ask the experts



## Kieran Mullaley

Head of Capital Markets Practice  
[kieran.mullaley@capgemini.com](mailto:kieran.mullaley@capgemini.com)  
Over 25 years of experience, specialising in leading large-scale global transformations for financial services, focusing on operational and technology change, regulatory compliance, and process improvement.



## Michael Hughes

Head of Capital Markets Practice Business Consulting  
[michael.a.hughes@capgemini.com](mailto:michael.a.hughes@capgemini.com)  
Over 20 years of experience in financial services. Specialising in delivering change in financial institutions, focusing on strategy, project management, process optimization, operating model design, financial market infrastructure transformations.



## Gerard Jacob

Head of UK Capital Markets for Capgemini Invent  
[gerard.jacob@capgemini.com](mailto:gerard.jacob@capgemini.com)  
27 years' experience in capital markets change, 17 years in the industry and 10 years consulting. Expertise includes regulatory reform, digital assets, smart contracts, common domain model, financial messaging and active involvement in industry working groups.



## Peter Katsos

Global Head of Capital Markets Platform Solutions  
[peter.katsos@capgemini.com](mailto:peter.katsos@capgemini.com)  
Experienced consulting leader with 30+ years of experience leading large programs within the capital markets, treasury management, investment management and asset servicing domains.



## Samar Pratt

Global Head, FCC Advisory Solutions  
[samar.pratt@capgemini.com](mailto:samar.pratt@capgemini.com)  
Over 25+ years of banking, compliance and internal controls experience at large international banks and consultancy firms. She specialises in Anti-Money Laundering, Sanctions and ABC.



## Tej Vakta

FS Domain Leader & Head of ESG Solutions  
[tej.vakta@capgemini.com](mailto:tej.vakta@capgemini.com)  
Over 25 years of experience in senior management and technology-driven business leadership. Shapes strategic visions and innovative solutions, collaborating with c-suite executives to drive sustainable, innovation-driven growth.



## Elias Ghanem

Global Head of Capgemini Research Institute for Financial Services  
[elias.ghanem@capgemini.com](mailto:elias.ghanem@capgemini.com)  
Elias Ghanem leads Capgemini's global portfolio of financial services thought leadership. He oversees a team of strategy consultants and sector analysts who deliver market insights to help clients build future-proofing strategies. He has more than 25 years of financial services experience, focusing on win-win collaboration between incumbents and startups.



## Vivek Singh

Head of Banking, Capgemini Research Institute for FS  
[vivek-kumar.singh@capgemini.com](mailto:vivek-kumar.singh@capgemini.com)  
Vivek leads the Wealth Management, Banking, FinTech, and Payments sectors in the Capgemini Research Institute for Financial Services and has over 12 years of digital, consulting, and business strategy experience. He is a tech enthusiast who tracks industry disruptions, thought leadership programs, and business development.

# Key contacts



Global					
P.V. Narayan (Americas) <a href="mailto:pvnarayan@capgemini.com">pvnarayan@capgemini.com</a>		Pierre-Olivier Bouée (Europe) <a href="mailto:pierre-olivier.bouee@capgemini.com">pierre-olivier.bouee@capgemini.com</a>		Shinichi Tonomura (APAC) <a href="mailto:shinichi.tonomura@capgemini.com">shinichi.tonomura@capgemini.com</a>	Nathan Summers (Invent) <a href="mailto:nathan.summers@capgemini.com">nathan.summers@capgemini.com</a>
<b>Americas</b> Nilesh Vaidya <a href="mailto:nilesh.vaidya@capgemini.com">nilesh.vaidya@capgemini.com</a> Sandeep Kurne <a href="mailto:sandeep.kurane@capgemini.com">sandeep.kurane@capgemini.com</a>	<b>Asia (Hong Kong, Singapore)</b> Ravi Makhija <a href="mailto:ravi.makhija@capgemini.com">ravi.makhija@capgemini.com</a> Amitabh Patnaik <a href="mailto:amitabh.patnaik@capgemini.com">amitabh.patnaik@capgemini.com</a> Laurent Liotard-Vogt <a href="mailto:laurent.liotardvogt@capgemini.com">laurent.liotardvogt@capgemini.com</a>	<b>Australia</b> Manoj Khera <a href="mailto:manoj.khera@capgemini.com">manoj.khera@capgemini.com</a> Saugata Ghosh <a href="mailto:saugata.ghosh@capgemini.com">saugata.ghosh@capgemini.com</a>	<b>Austria and Germany</b> Joachim von Puttkamer <a href="mailto:joachim.von.puttkamer@capgemini.com">joachim.von.puttkamer@capgemini.com</a> Carina Leidig <a href="mailto:carina.leidig@capgemini.com">carina.leidig@capgemini.com</a>	<b>Belgium and the Netherlands</b> Stefan van Alen <a href="mailto:stefan.van.alen@capgemini.com">stefan.van.alen@capgemini.com</a> Alexander Eerdmans (Netherlands) <a href="mailto:alexander.Eerdmans@capgemini.com">alexander.Eerdmans@capgemini.com</a> Ilda Dajci <a href="mailto:ilda.dajci@capgemini.com">ilda.dajci@capgemini.com</a>	
<b>France</b> Eric De Saqui de Sannes <a href="mailto:eric.de-saqui-de-sannes@capgemini.com">eric.de-saqui-de-sannes@capgemini.com</a> Aure Bouchard <a href="mailto:aure.bouchard@capgemini.com">aure.bouchard@capgemini.com</a>	<b>Italy</b> Dario Patrizi <a href="mailto:dario.patrizi@capgemini.com">dario.patrizi@capgemini.com</a> Lorenzo Busca <a href="mailto:lorenzo.busca@capgemini.com">lorenzo.busca@capgemini.com</a>	<b>Japan</b> Hiroyasu Hozumi <a href="mailto:hiroyasu.hozumi@capgemini.com">hiroyasu.hozumi@capgemini.com</a> Ajoy Bhavnani <a href="mailto:ajoy.bhavnani@capgemini.com">ajoy.bhavnani@capgemini.com</a>	<b>Latin America</b> David Cortada Gras (Brazil) <a href="mailto:david.cortada@capgemini.com">david.cortada@capgemini.com</a> Walter Adriani (Mexico) <a href="mailto:walter.andriani@capgemini.com">walter.andriani@capgemini.com</a>	<b>Middle East</b> Bilel Guedhami <a href="mailto:bilel.guedhami@capgemini.com">bilel.guedhami@capgemini.com</a> Vincent Sahagian <a href="mailto:vincent.sahagian@capgemini.com">vincent.sahagian@capgemini.com</a>	
<b>Nordics (Finland, Norway, Sweden)</b> Saumitra Srivastava <a href="mailto:saumitra.srivastava@capgemini.com">saumitra.srivastava@capgemini.com</a> Johan Bergström (Sweden) <a href="mailto:johan.bergstrom@capgemini.com">johan.bergstrom@capgemini.com</a> Tea Silander (Finland) <a href="mailto:tea.silander@capgemini.com">tea.silander@capgemini.com</a> Liv Fiksdahl (Norway) <a href="mailto:liv.fiksdahl@capgemini.com">liv.fiksdahl@capgemini.com</a>	<b>Spain</b> Sebastian Carlos Ghilardi <a href="mailto:sebastian-carlos.ghilardi@capgemini.com">sebastian-carlos.ghilardi@capgemini.com</a> Issac Francisco Gimeno Sanz <a href="mailto:isaac-francisco.gimeno-sanz@capgemini.com">isaac-francisco.gimeno-sanz@capgemini.com</a>	<b>Switzerland</b> Amshuman Srinath <a href="mailto:amshuman.srinath@capgemini.com">amshuman.srinath@capgemini.com</a> Loïc Paquotte <a href="mailto:loic.paquotte@capgemini.com">loic.paquotte@capgemini.com</a>	<b>United Kingdom</b> Som Sarma Royyuru <a href="mailto:somsarma.royyuru@capgemini.com">somsarma.royyuru@capgemini.com</a> Desre Sheen <a href="mailto:desre.sheen@capgemini.com">desre.sheen@capgemini.com</a>		



# Acknowledgements

**We want to thank the following teams and individuals for helping to create, produce, and promote Capital Markets Top Trends 2025**

**Capgemini Financial Services:** Elias Ghanem, Luca Russignan, Vivek Singh, Chayan Bandyopadhyay and Aranya Adak for their overall guidance and support. Kieran Mullaley and Michael Hughes for their governance and content leadership. Alessandra Patricio for project management and editorial support. Tamara McKinney Berry for editorial guidance and Dinesh Dhandapani Dhesigan for graphical interpretation and design.

**Capgemini's Capital Markets Network content contributors:** Faye Turpin, Charlotte Smith, Tej Vakta, Abhishek Singh, Ramesh Mantha, Ashutosh Kukreti, Bianca Bonaparte, Eleanor Parker, Gerard Jacob, Martin Gibbon, Steven Robertson, Peter Katsos, George Holt, Sankar Krishnan, Rajbir Samra, Benoit Julia, Rory Lane, Kieran Mullaley, Michael Hughes and Alessandra Patricio; we offer special thanks to all our executives who contributed their valuable time developing the 2025 Capital Markets Top Trends 2025.

**Marketing and Promotion:** Meghala Nair, Jyoti Goyal, David Merrill, Neha George, Fahd Pasha, Manasi Sakpal, Anthony Tourville, Manisha Singh for their overall marketing support for the trends book; the Creative Services Team: Sushmitha Kunaparaju, Pravin Kimbahune, Sushmita Singh and Chirantan Kulkarni for trends book production; and Kavita Deo and Ashwin Sreenivas for enabling the promotion of the trends book.



# Capgemini Research Institute for Financial Services 2024-2025 calendar



TRENDS BOOKS  
2024




WORLD  
RETAIL BANKING  
REPORT 2024



How can banks become intelligent to deliver frictionless and personalized experiences

WORLD  
P&C INSURANCE  
REPORT 2024



How can underwriting transformation unlock efficiency, accuracy and better CX

WORLD  
WEALTH  
REPORT 2024



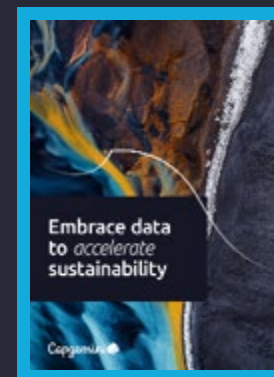
How can wealth management firms capitalize on the UHNWI segment

WORLD  
PAYMENTS  
REPORT 2025



Become a leader by seizing the instant payment opportunity

SUSTAINABILITY  
POINT OF VIEW



Driving sustainability reporting, compliance, and business growth in FS through enhanced ESG data management

WORLD  
LIFE INSURANCE  
REPORT 2025



How insurers can regain relevancy by putting customers back at the core

WORLD  
CLOUD FOR FS  
REPORT 2025



Driving operational efficiency and topline innovation in financial services with the Cloud

15 Jan 2024

10<sup>th</sup> edition

05 Mar 2024

20<sup>th</sup> edition ★

17 Apr 2024

17<sup>th</sup> edition

05 Jun 2024

28<sup>th</sup> edition

10 Sep 2024

20<sup>th</sup> edition ★

23 Sep 2024

2<sup>nd</sup> edition

15 Oct 2024

3<sup>rd</sup> edition

14 Nov 2024

2<sup>nd</sup> edition

Insurance

Banking

# Share your feedback and stay up to date with our Banking industry research



Subscribe to receive Capgemini financial services thought leadership



Download the Capgemini FS Top 10 trends



Your feedback matters



	Retail banking		Wealth management		Payments		Cloud for FS	
	Previous	Latest	Previous	Latest	Previous	Latest	Previous	Latest
World reports	 <p>What banks can learn from the FinTech playbook</p>	 <p>Take an efficiency leap with frictionless, personalized banking</p>	 <p>Empowering relationship managers and serving the affluent</p>	 <p>Bridge wealth management and family office strengths to fuel growth</p>	 <p>Accelerate corporate cash management transformation to build value</p>	 <p>Lead in the open and instant future of payments</p>	 <p>Create business value in an innovation-powered future</p>	 <p>Propel top-line growth with your cloud journey</p>
Trends book								
Point of View							 <p>Embrace data to accelerate sustainability</p>	 <p>BUILDING CENTRAL BANK DIGITAL CURRENCY</p>

# Reach out to the Capgemini Research Institute for Financial Services



Thought leadership that empowers financial services executives to make insights-driven business decisions

The Capgemini Research Institute for Financial Services is the in-house think tank focused on digital, innovation, and technology issues impacting banks, wealth management firms, payments players and insurers. The Institute annually publishes its signature Financial Services World Reports series that draw on voice of the customer surveys, CxO interviews, and partnerships with technology companies as well as academia to uncover emerging trends and explore how AI, cloud, data, and digitalization are driving transformative business outcomes. Supported by time-series global datasets, our industry experts offer actionable insights, trend analyses, and innovative solutions to address the dynamic challenges of financial institutions in a fast-changing global economy.

Don't miss out. Subscribe to receive reports as they launch. Visit <https://www.capgemini.com/insights/research-library/world-reports>.

Get The Future You Want | [www.capgemini.com](http://www.capgemini.com)

## Contact us



**Kieran Mullaley**

Head of Capital Markets Practice  
[kieran.mullaley@capgemini.com](mailto:kieran.mullaley@capgemini.com)




**Elias Ghanem**

Global Head  
Capgemini Research Institute  
for Financial Services  
[elias.ghanem@capgemini.com](mailto:elias.ghanem@capgemini.com)



**Vivek Singh**

Head of Banking  
Capgemini Research Institute  
for Financial Services  
[vivek-kumar.singh@capgemini.com](mailto:vivek-kumar.singh@capgemini.com)



Capgemini Research Institute  
Financial Services  
**TREND BOOKS**



Capgemini Research Institute  
Financial Services  
**WORLD REPORTS**



Capgemini Research Institute  
**OTHER BUSINESS SECTORS**





## About Capgemini

Capgemini is a global business and technology transformation partner, helping organizations to accelerate their dual transition to a digital and sustainable world, while creating tangible impact for enterprises and society. It is a responsible and diverse group of 340,000 team members in more than 50 countries. With its strong over 55-year heritage, Capgemini is trusted by its clients to unlock the value of technology to address the entire breadth of their business needs. It delivers end-to-end services and solutions leveraging strengths from strategy and design to engineering, all fueled by its market leading capabilities in AI, cloud and data, combined with its deep industry expertise and partner ecosystem. The Group reported 2023 global revenues of €22.5 Bn.

Get the future you want | [www.capgemini.com](http://www.capgemini.com)

## Disclaimer

The information contained herein is general in nature and is not intended and should not be construed as professional advice or opinion provided to the user. Capgemini assumes no liability for errors or omissions, or use of this material. This document is provided for informational purposes only; it is meant solely to provide helpful information to the user. This document does not purport to be a complete statement of the approach or steps necessary to address or solve any particular matter or to accomplish any particular business goal. The user also is cautioned that this material may not be applicable to, or suitable for, the user's specific circumstances or needs and may require consideration of additional factors if any action is to be contemplated. The text of this document was originally written in English. Translation to languages other than English is provided as a convenience to our users. Capgemini disclaims any responsibility for translation inaccuracies. The information provided herein is on an as-is basis. Capgemini disclaims any and all representations and warranties of any kind.



This presentation contains information that may be privileged or confidential and is the property of the Capgemini Group.

Copyright © 2025 Capgemini. All rights reserved.